

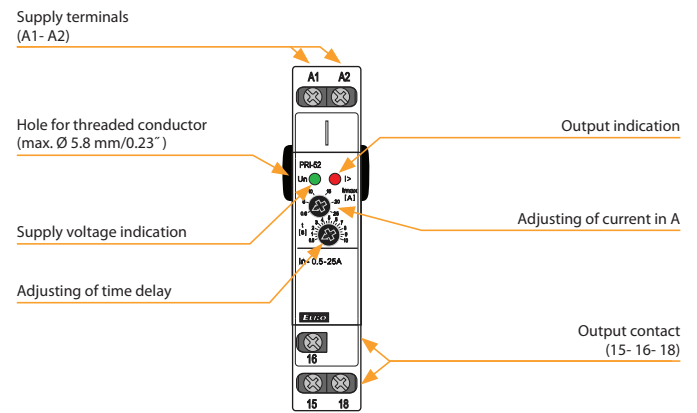


EAN code
PRI-52: 8595188136556

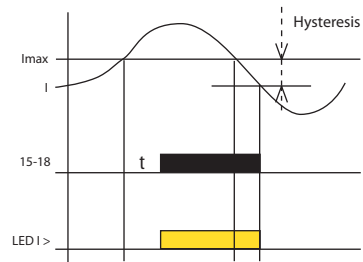
Technical parameters		PRI-52
Supply		
Supply terminals:	A1 - A2	
Voltage range:	AC 230 V (50-60 Hz)	
Power input (apparent/loss):	max. 5 VA/1.4 W	
Max. dissipated power:	2.5 W (U _n + terminals)	
Supply voltage tolerance:	-15 %; +10 %	
Measuring circuit		
Current range:	AC 0.5 to 25 A (AC 50-60 Hz)	
Maximal permanent current:	25 A	
Inrush overload < 1s:	50 A	
Current adjustment:	potentiometer	
Time delay:	adjustable 0.5 to 10 s	
Accuracy		
Setting accuracy (mech.):	10 %	
Repeat accuracy:	< 1 %	
Temperature dependance:	< 0.2 %/°C (°F)	
Limit values tolerance:	10 %	
Hysteresis:	0.25 A	
Output		
Number of contacts:	1x changeover/SPDT (AgNi/Silver Alloy)	
Current rating:	8 A/AC1; 1/3 HP 240 Vac, 1/4 HP 120 Vac; PD. B300	
Breaking capacity:	2000 VA/AC1, 240 W/DC	
Output indication:	red LED	
Mechanical life:	60.000.000 ops.	
Electrical life (AC1):	150.000 ops.	
Other information		
Operating temperature:	-20 .. 55 °C (-4 .. 131 °F)	
Storage temperature:	-30 .. 70 °C (-22 .. 158 °F)	
Dielectrical strenght:	4 kV (supply - output)	
Operating position:	any	
Mounting:	DIN rail EN 60715	
Protection degree:	IP40 from front panel/IP10 terminals	
Overvoltage category:	III.	
Pollution degree:	2	
Max. cable size (mm ²):	max. 2x 2.5, max. 1x 4/ with sleeve max. 1x 2.5, max. 2x 1.5 (AWG 12)	
Dimensions:	90 x 17.6 x 64 mm (3.5" x 0.7" x 2.5")	
Weight:	65 g (2.3 oz.)	
Standards:	EN 60255-1, EN 60255-26, EN 60255-27	

- Relay is designated for:
 - cistant device diagnostic (short circuit, take-off increasing)
 - preferred (priority) relay - two appliances (boiler and floor heating) operating on one phase, but never run together - prevention against current overload and circuit breaker tripping. Enables to save your main breaker expenses
 - current tranzit indicator - informs about heating activation, ceramic hob, ventilator...
 - changing over of appliances according to inverter's (converter) output by photocell applications
- Hole for threaded conductor passes through the body of device.
- Part of device is current transformer, which is sensing size of current in threaded conductor.
- Slight setting (by potentiometer) of tripping current - range AC 0.5 to 25 A.

Description

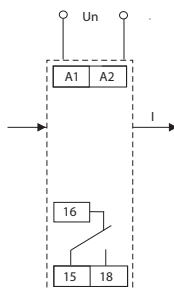


Functions



Monitoring relay PRI-52 serves for monitoring of current level in 1-phase AC circuits. Slight setting of release current level designates this relay for many various applications. Output relay is in normal status switched off. When set current level is overrun, relay get closed after preset delay. By return from error to normal status is used hysteresis. Advantage of PRI-52 is that the hole for threaded conductor is located under the level of covering in the switchboard - thanks that, threaded conductor is not accessible for unwanted manipulation.

Connection



Symbol

